

Access your Twitter account settings by clicking on your account picture

## Cybersecurity Training Curriculum

[www.cdse.edu](http://www.cdse.edu)



# Social Media Smart Card

Security in an Insecure World

## Stay Connected



938 Elkridge Landing Road  
Linthicum, Maryland, 21090



[dss.cybersecuritytraining@mail.mil](mailto:dss.cybersecuritytraining@mail.mil)



<http://www.facebook.com/TheCDSE>



@TheCDSE



<http://youtube.com/dsscde>

### Note:

The recommendations in this brochure are based on the settings available at the time of this publication. These settings are not a guarantee of security or safety; caution should be exercised whenever using social media services.

## Twitter Do's & Don'ts

### DO

- Change your password regularly
- Beware of third-party tools and apps
- Protect your tweets in the settings
- Know who's following you


### DON'TS

- Assume your tweets are private
- Reveal security vulnerabilities or weaknesses
- Use the same password for different sites

## Twitter Safety & Security



# Twitter



Center for Development  
of Security Excellence

# CDSE

## Recommended Privacy Settings

### Privacy

- Photo tagging
- Allow anyone to tag me in photos
  - Only allow people I follow to tag me in photos
  - Do not allow anyone to tag me in photos
- Tweet privacy
- Protect my Tweets
- Tweet location
- Add a location to my Tweets
- Discoverability
- Let others find me by my email address
  - Let others find me by my phone number

### Select:

- “Do not allow anyone to tag me in photos”
- Protect my Tweets
- “Do not allow anyone to add me to their team”

### Deselect:

- Tweet Location
- Discoverability
- Personalization
- Promoted Content
- Direct Messages

## Deselect all Twitter Tracking Options!

### Privacy

- Personalization
- Tailor Twitter based on my recent website visits
- Promoted content
- Tailor ads based on information shared by ad partners.

## Recommended Content Settings

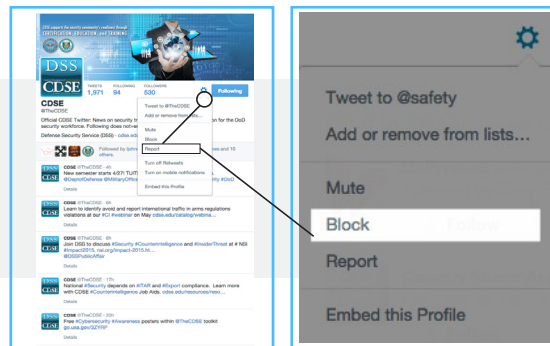
- If you don't put it on Twitter, it can't come back to haunt you
- Always assume that the adversary can see what you tweet, even if your security settings are tight.

## Recommended User Settings

- Block other Twitter users from following you.

This will only block the exact account associated with the blocked username; it will not block the person from following you under another Twitter username, unless you mark your account as “Private.”

- Set your account as “Private”
  - Control who may follow (see), quote, or retweet your tweets
  - Deny followers you don't know
- Block “Direct Messages” from people you don't know



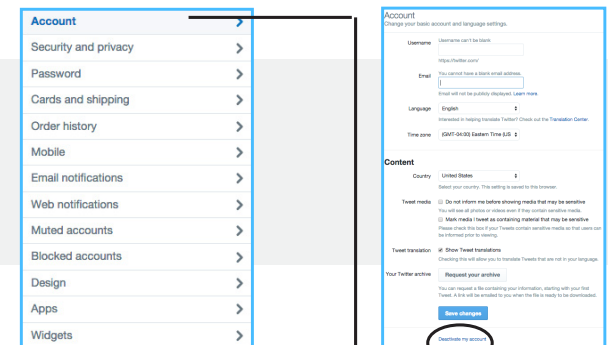
## Security

- Login verification
- Don't verify login requests
  - Send login verification requests to XXX-XXX-XXXX
- After you log in, Twitter will send a SMS message with a code that you'll need to access your account.
- Send login verification requests to the Twitter app
- Approve requests with one tap when you enroll in login verification on Twitter for iPhone or Twitter for Android. [Learn more](#)
- Password reset
- Require personal information to reset my password
- When you check this box, you will be required to verify additional information before you can request a password reset with just your @username. If you have a phone number on your account, you will be asked to verify that phone number before you can request a password reset with just your email address.

- Require login verification and personal information to reset your password
- For added security, you can get a free google voice number to receive texts

## Deactivation

The “Deactivate My Account” option is located under the **Account** tab.



## REMINDER

Check your settings periodically to review permissions to your account and data access